

Massachusetts School Building Authority

CAPITAL PLANNING PROJECT OVERVIEW REPORT

January 25, 2017

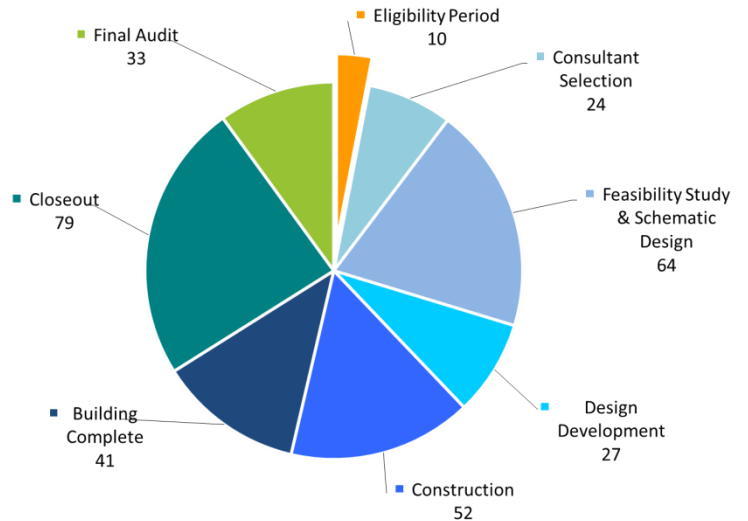
TABLE OF CONTENTS

Capital Pipeline Overview	2-3
Statements of Interest (SOIs)	4
Core Program	5-16
Eligibility Period	5
Consultant Selection	6-7
Feasibility Study	8
Schematic Design	9
Commissioning	10
Design Development	11
Summary of Bid Data	12
Construction	13-15
Accelerated Repair Program	16-20
Project Variances	21
<i>Appendices</i>	
(A) <i>Project Status List</i>	
(B) <i>2016 and 2017 Estimated Bid Dates</i>	
(C) <i>Construction Status Report</i>	

CAPITAL PIPELINE OVERVIEW

Status of Current Projects

A total of 330 projects that have received invitations from the Board of Directors (“Board”) to collaborate with the Massachusetts School Building Authority (“MSBA”) are currently in the MSBA’s Eligibility Period and Capital Pipeline. The summary chart provides the number of projects in Eligibility Period and each phase of the Capital Pipeline. For a detailed look at the Capital Pipeline projects, please go to www.massschoolbuildings.org/building and select “Capital Pipeline Status Chart”.



Capital Planning Updates:

The following FY 17 objectives have been completed and approved by the Board:

- The staff recommendation to remove the incentive points for use of the Construction Manager at Risk methodology was approved by the Board at the November 9, 2016 Board Meeting.
- The staff recommendation for revisions to MSBA policy that would allow auditorium and gymnasium spaces above MSBA guidelines at the district’s sole expense for districts that are approved to proceed into Schematic Design on or after January 1, 2017 was approved by the Board at the November 9, 2016 Board Meeting.
- The staff recommendation to remove the previously approved Model School designs from the Model School Program was approved at the November 9, 2016 Board Meeting.

The following objectives are a forecast of what will be reviewed by staff in the second half of FY 17:

- Review of the MSBA’s sustainability policies in relation to the 9th building code with a recommendation anticipated at the February 15, 2017 Board Meeting. Review of the Green Schools Incentive Points is underway and additional presentations are anticipated in the second half of FY 17.
- Staff recommendation for information to be observed in a Post Occupancy review and the best approach to conduct school visits.
- 2016 school survey visits to 1432 schools are complete as of January 31, 2017. Additional questions regarding technology and data for schools that were not visited are currently being collected by the MSBA. The data collected will be verified and reviewed with a target to issue the report by the end of June 2017.

2016/2017 Progress Report

- Statement of Interest (“SOI”) 2016
 - Recommendations for SOIs filed by February 12, 2016 have been completed as of the July 20, 2016 Board Meeting.
 - The deadline to file SOIs for consideration in the Core Program closed on April 8, 2016. Staff submitted recommendations for Senior Study Visits at the August 24, 2016 Facilities Assessment Subcommittee (“FAS”) meeting, completed its due diligence in late November 2016, and prepared staff recommendations for Invitation to Eligibility Period at the December 14, 2016 FAS meeting. Upon the Board’s approval of recommendations for Invitation to Eligibility Period, the 2016 Statement of Interest business will be concluded.
- Statement of Interest (“SOI”) 2017
 - The 2017 SOI submittal period opened on January 6, 2017. The deadline to file SOIs is:
 - Friday, February 17, 2017 for the Accelerated Repair Program; and
 - Friday, April 7, 2017 for the Core Program.
- Eligibility Period
 - There are 10 districts in Eligibility Period, with seven districts anticipating invitation to Feasibility Study at the February 15, 2017 Board Meeting.
- Feasibility Study/Schematic Design
 - Four districts received MSBA approval for selection of an Owner’s Project Manager (“OPM”).
 - Four districts have completed Designer Selection.
 - 21 districts are anticipating submittals for the preferred schematic solutions between February 2017 and August 2017.
 - 14 districts are anticipating submittals for project funding agreements between February 2017 and August 2017.
- Accelerated Repair Program (“ARP”)
 - Districts that were invited into the 2016 ARP are completing their preliminary requirements and receiving consultant assignments. Two districts received approval for Project Funding Agreements in November 2016. MSBA staff anticipates recommendations for 20 Project Funding Agreements at the February 15, 2017 Board Meeting.
- Construction Costs – Core Program
 - Of the 11 bids and/or executions of a Guaranteed Maximum Price (“GMP”) in 2016, 11 have been reported.
 - Of the 11 bids and/or executions of a GMP in 2016, all 11 bids were within the estimated budget.
 - MSBA staff anticipates nine projects will bid in 2017.
- Substantial Completion
 - Thirteen projects reached substantial completion in 2016.
 - Ten projects are projected to reach substantial completion in 2017.

STATEMENTS OF INTEREST (SOIs)

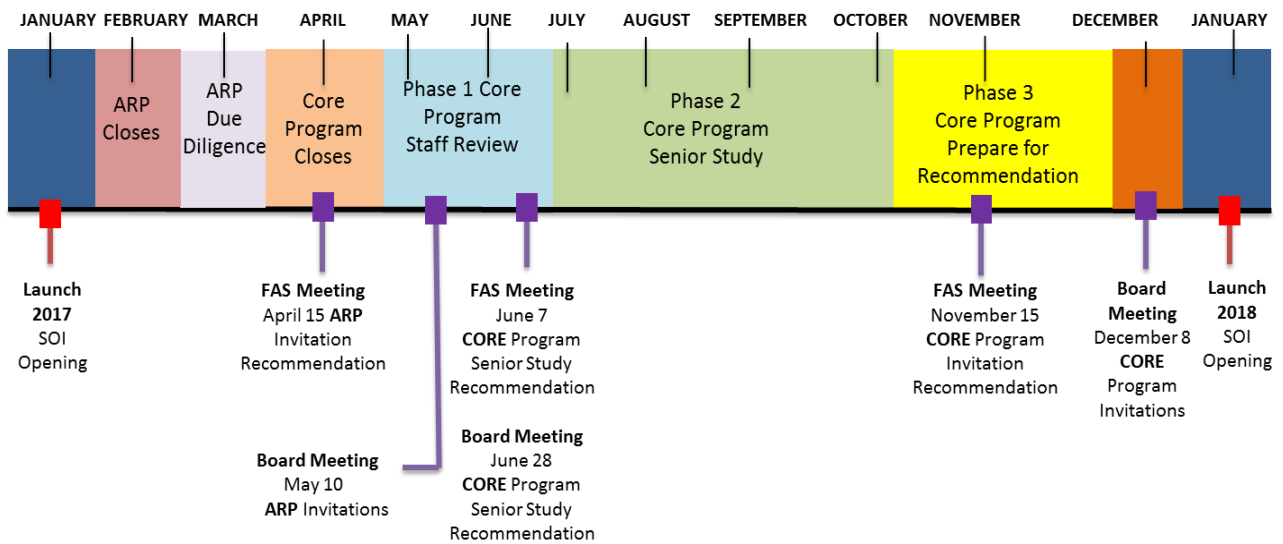
2016 SOI Process

MSBA staff anticipates recommendations for Invitation to Eligibility Period at the February 15, 2017 Board Meeting, which concludes 2016 Statement of Interest business.

2017 SOI Process

The 2017 SOI submittal period opened on January 6, 2017. The deadline to file SOIs for consideration in the ARP, which is primarily for the repair and/or replacement of roofs, windows/doors, and/or boilers in an otherwise structurally sound facility, is Friday, February 17, 2017.

The deadline to file SOIs for consideration in the Core Program, which is primarily for projects beyond the scope of ARP, including extensive repairs, renovations, addition/renovations, and new school construction, will close Friday, April 7, 2017.



CORE PROGRAM

ELIGIBILITY PERIOD

There are 10 districts remaining in Eligibility Period, and eight projects have secured funding.

An agreed-upon enrollment is a key pre-requisite for the MSBA to commence a Feasibility Study with a district. To begin the enrollment projection process, a district must file enrollment information utilizing the MSBA's online enrollment projection tool. All of the districts currently in Eligibility Period have completed their online enrollment projection information. Of the 10 districts, seven districts have signed their enrollment certifications and three enrollment certifications are pending.

Based upon the schedules anticipated by the districts for completion of Eligibility Period requirements, MSBA staff anticipates recommending seven districts in Eligibility Period for an Invitation to Feasibility Study at the February 15, 2017 Board Meeting and the remaining districts in May 2017.

District	School	Date of Invitation to Eligibility Period	30 days	60 days	90 days		180 days		270 days	Date of Invitation to Feasibility Study (Estimated)
			ICC	SBC	Online Enrollment Projection Info	Ed Profile Questionnaire	Maintenance Documents	Enrollment Certification	Local Authorization	
Arlington	Arlington HS	5/25/2016	X	X	X	X	X	X	X	Feb-17
Framingham	Fuller MS	5/25/2016	X	X	X	X	X	X	X	Feb-17
Marblehead	Elbridge Gerry ES	3/30/2016	X	X	X	X	X	X	X	Feb-17
Shrewsbury	Beal Early Childhood Center	3/30/2016	X	X	X	X	X	X	X	Feb-17
Springfield	Brightwood ES	7/20/2016	X	X	X	X	X	X	X	Feb-17
Wareham	Minot Forest ES	3/30/2016	X	X	X	X	X	X	X	Feb-17
Tewksbury	Louise Davy Trahan ES	5/25/2016	X	X	X	X	X	X	X	Feb-17
Central Berkshire	Wahconah Regional HS	7/20/2016	X	X	X	X	X			May-17
Amesbury	Amesbury ES	7/20/2016	X	X	X	X				May-17
West Springfield	Colburn ES	7/20/2016	X	X	X	X	X		X	May-17

CONSULTANT SELECTION

Owner's Project Manager ("OPM") Selection

After the district has completed all Eligibility Period requirements and has received a Board Invitation to Feasibility Study, the district procures an OPM. Since the last report, one district has completed its OPM selection (shaded in the table below). Currently, there are 10 districts in the Capital Pipeline that are in the process of procuring an OPM.

District	School	Anticipated Selection
Natick	John F. Kennedy Middle School	January 2017
Holyoke	Lt. Elmer J. McMahon ES	TBD
Foxborough	Mabelle ES	February 2017
Dennis-Yarmouth	Mattacheese MS	March 2017
Ludlow	Chapin Street ES	March 2017
Manchester Essex RSD	Manchester Memorial Elementary	March 2017
Weymouth	Chapman MS	March 2017
Belmont	Belmont HS	April 2017
Northbridge	W. Edward Balmer ES	April 2017
Pentucket	Pentucket RHS	April 2017
Danvers	Ivan G. Smith ES	May 2017

Designer Selection

After a district has selected and executed a contract with an OPM, the district selects a Designer by utilizing either a local designer selection process for projects under \$5 million or the MSBA’s Designer Selection Panel (“DSP”) for projects over \$5 million. Since the last report, four districts have completed their Designer selection (shaded in the table below). There is currently one district in the Capital Pipeline that is in the process of procuring a Designer.

District	School	Anticipated Selection
Tisbury	Tisbury Elementary	November 2016
Fall River	BMC Durfee High	December 2016
Harvard	Harvard Elementary	December 2016
Marlborough	Richer ES	January 2017
Natick	John F. Kennedy MS	March 2017

For additional information on the selected consultant teams, see Appendix A.

FEASIBILITY STUDY

Once a district has procured an OPM and Designer, the district and the district’s consultants must complete two Feasibility Study submittals, the Preliminary Design Program, and the Preferred Schematic Report, prior to Board consideration to proceed into Schematic Design. Based on the most recent data and schedules provided to the MSBA by districts, the MSBA anticipates that 21 districts will present their Preferred Schematic Designs to the Board at the February, May, June, and August Board Meetings.

District	School	Anticipated PS Board Date
Blue Hills	Blue Hills Regional Technical HS	February 2017
Braintree	East MS	February 2017
Cape Cod Regional Vocational Technical	Cape Cod Regional Technical HS	February 2017
Ipswich	Winthrop ES	February 2017
Lexington	Hastings ES	February 2017
Saugus	Saugus HS	February 2017
Triton RSD	Pine Grove ES	February 2017
Westport	Westport MS	February 2017
Clarksburg	Clarksburg ES	May 2017
Easthampton	Maple ES	May 2017
Everett	Keverian K-8	May 2017
Middleborough	Middleborough HS	May 2017
Waltham	Waltham HS	May 2017
Bristol County	Bristol County Agriculture HS	June 2017
Lowell	Lowell HS	June 2017
Worcester	South High Community School	June 2017
Taunton	Mulcahey ES	June 2017
Tisbury	Tisbury ES	June 2017
Attleboro	Attleboro HS	August 2017
Fall River	Durfee HS	August 2017
Harvard	Harvard ES	August 2017
Marlborough	Richer ES	TBD

SCHEMATIC DESIGN

Prior to consideration by the Board for Project Scope and Budget Agreement authorization, a district must submit a Schematic Design to the MSBA for review. Based on the most recent data and schedules provided to the MSBA by districts, the MSBA anticipates that 14 districts will appear before the Board for Project Scope and Budget Agreement authorization at the upcoming February, May, June and August Board Meetings.

District	School	Anticipated PS&B Board Date
Lynn	Pickering MS	February 15, 2017
Somerville	Somerville HS	February 15, 2017
Millis	Clyde F. Brown ES	May 10, 2017
Blue Hills	Blue Hills RVTHS	May 10, 2017
Braintree	East MS	June 2017
Ipswich	Winthrop ES	June 2017
Lexington	Maria Hastings ES	June 2017
Triton	Pine Grove ES	June 2017
Westport	Westport MS	June 2017
Saugus	Saugus HS	June 2017
Blue Hills	Blue Hills Regional Technical HS	August 2017
Cape Cod Regional Vocational Technical	Cape Cod Regional Technical HS	August 2017
Clarksburg	Clarksburg ES	August 2017
Lexington	Hastings ES	August 2017

COMMISSIONING

The MSBA assigns a Commissioning Consultant after a district has secured local funding for the Board approved project. Since the last report, the MSBA has assigned Commissioning Consultants to five additional projects presented in the table below.

District	School	Program	Estimated Const. Cost (million)	Commissioning Consultant	Contract Amount
New Bedford	Parker ES 2016 ARP	2016 ARP	\$6.6	WSP USA	\$24,200
Carver	Carver MSHS 2016 ARP	2016 ARP	\$4.7	Symmes, Maini & McKee	\$51,030
Bourne	Peebles Elementary School	Core	\$30.9	BVH Integrated Services	\$84,309
Newton	Cabot Elementary School	Core	\$36.3	Colliers International	\$91,002
Needham	Hillside Elementary School	Core	\$45.5	RFS Engineering	\$91,608

To date, the MSBA has executed 376 Commissioning Consultant contracts, totaling \$27.0 million. To date, 250 contracts have been completed.

The table below represents the status of commissioning assignments sorted by the fiscal year in which the commissioning work orders were issued.

Fiscal Year	No. Work Orders Issued	Value of Work Orders Issued	Total Invoiced*	Percent Complete
FY10	31	\$4,231,376	\$4,273,277	100%
FY11	95	\$6,132,890	\$6,058,460	99%
FY12	52	\$4,450,761	\$4,384,306	99%
FY13	55	\$3,364,697	\$3,338,642	99%
FY14	47	\$2,604,062	\$2,384,214	92%
FY15	44	\$2,277,711	\$1,562,867	69%
FY16	44	\$3,385,137	\$927,928	27%
FY17	8	\$579,696	\$4,998	1%
Total	376	\$27,026,330	\$22,934,692	

*Includes approved additional services over value of Work Order

DESIGN DEVELOPMENT

After a district has secured local funding and has entered into a Project Funding Agreement (“PFA”) with the MSBA, the district enters into the Design Development Phase. Currently, there are 27 projects in the Design Development Phase with a total estimated construction cost of approximately \$723.7 million. Of those 27 projects, 15 are ARP Projects and 12 are Core Program Projects. The 12 Core Program Projects in Design Development have a total estimated construction cost of approximately \$686.3 million and are listed below.

Elementary School Districts	Middle School Districts	High School Districts	Other Grade Configurations
Bourne (3-5) Dedham (PK-K) Granby (K-6) Hanover (2-4) Narragansett RSD (PK-5)* Needham (K-5) Newton (K-5)	Quincy (5-8)	Billerica (9-12) Mount Greylock RSD (9-12) Stoughton (9-12) Minuteman RSD (9-12)	

**Town is currently under Audit Review for Fiscal Year 2015 and 2016. Town is seeking Municipal Financial Oversight Board assistance for project funding.*

District Design Submittals

During Design Development, districts submit three design submittals (Design Development, 60% Construction Documents, and 90% Construction Documents) for MSBA review. MSBA staff review documents to ensure the project is still in compliance with the PFA. The chart below indicates the number of submittals received by the MSBA to date by type and by fiscal year.

Fiscal Year	DD Reviews	60% Reviews	90% Reviews	Total Reviews
2010	5	0	0	5
2011	21	24	20	65
2012	12	24	28	64
2013	20	20	19	59
2014	15	13	14	42
2015	6	12	13	31
2016	10	10	8	28
2017	6	6	7	19
Totals	95	109	109	313

SUMMARY OF BID DATA

Based on the most recent data and schedules provided by the districts, 11 projects bid in 2016, and the MSBA anticipates nine projects will bid in 2017.

Year	Number of Projects	Design Basis for Enrollment	Project Budget	Construction Budget
2016	11	6,605	\$665.20 million	\$549.80 million
2017	9	5,888	\$733.09 million	\$580.26 million
Grand Total	20	12,493	\$1.40 billion	\$1.13 billion

Note: These numbers are based on preliminary information received from the District and are subject to further review and calculation.

CONSTRUCTION

When a district issues a Notice to Proceed, the project is advanced to the Construction Phase. Currently, there are 52 projects in the Construction Phase with a total estimated construction cost of \$1.14 billion. Of those 52 projects, 34 are ARP Projects, and 18 are Core Program Projects. This does not include the 41 projects that have reached substantial completion and are currently in the Building Complete Phase. The 18 Core Program Projects have a total estimated construction cost of \$1.07 billion and are listed below.

Elementary School Districts	Middle and Middle/High School Districts	High School Districts	Other Grade Configurations
Carver (PK-5) Hopkinton (PK-1) New Bedford (PK-5) Woburn (K-5) Westfield* (K-5)	<u>Middle School Districts</u> Beverly (5-8) Chelsea (5-8) Scituate (6-8) Westborough (7-8) <u>Middle/High School Districts</u> Boston - Dearborn MS (6-12)	North Middlesex RSD (9-12) Pittsfield (9-12) Plymouth (9-12) Winchester (9-12)	Abington (PK; 5-12) Brookline (K-8) Holbrook (PK-12) Worcester (PK-6)

**Note: Westfield, Abner Gibbs Elementary School, stopped construction in December of 2012 due to a preliminary injunction based upon project site status as Article 97 "Protected Land".*

Amendment to the Project Funding Agreement (PFA)

Upon receipt of construction bids or the execution of a GMP, a district submits the Contractor's Schedule of Values to the MSBA. MSBA staff and the district collaborate to reconcile the actual construction costs against the estimated construction budget and an amendment to the PFA is executed to reflect bid costs. The chart, shown below, is the number of amendments to PFAs, listed by fiscal year.

Fiscal Year	Total Amendments
FY2012	30
FY2013	31
FY2014	31
FY2015	17
FY2016	22
FY2017	6

Substantial Completion

Thirteen projects achieved Substantial Completion in 2016.

Project	Enrollment	Contractor	OPM	Designer	Est. Substantial Completion Date	Actual Substantial Completion Date	Est. Actual Difference (days)
Newton Angier	465	W.T. Rich	Joslin, Lesser + Associates Inc.	DiNisco Design Partnership	12/18/15	1/5/16	-18
Wachusett Mountview MS	800	CTA Construction, Inc.	Gary Kaczmarek	Lamoureux Pagano & Assoc. Inc.	4/19/16	4/11/16	8
Lynn Thurgood Marshall MS	1100	Walsh Bros.	Joslin, Lesser + Associates Inc.	Raymond Design	6/6/16	4/20/16	47
Peabody J. Henry Higgins MS	1340	Bacon-Agostini Construction (JV)	Daedalus	DiNisco	5/27/16	8/5/16	-70
Athol-Royalston RSD Riverbend ES	545	Fontaine Brothers	SMMA	Mount Vernon Group	6/14/16	6/13/16	1
Lunenburg Jr. HS	820	Shawmut Design	Joslin, Lesser + Associates Inc.	Tappe Associates	6/30/16	5/24/16	37
Winthrop Jr/Sr HS	970	Gilbane	Skanska	HMFH	6/30/16	6/30/16	0
Gloucester West Parish ES	355	W.T. Rich	KBA	Dore & Whittier	7/15/16	7/15/16	0
Milford Woodland ES	985	Shawmut Design	Joslin, Lesser + Associates Inc.	HMFH	7/28/16	7/20/16	0
New Bedford Taylor at Sea Lab	284	M. O'Connor	ACG	Mount Vernon Group	6/29/16	8/31/16	-33
Northborough Lincoln Street ES	270	Brait Bros.	Collier	Lamoureux Pagano & Assoc. Inc.	9/1/16	8/31/16	1
Provincetown Provincetown HS	118	E. Amanti & Sons and Capeway Roofing Systems	Atlantic Construction and Management	Raymond Design	10/31/16	12/9/16	-39
Haverhill Caleb Hunking MS	1005	Shawmut Design	Joslin, Lesser + Associates Inc.	JCJ Architecture	12/30/16	12/16/16	-14

For additional information on the construction status for each of these projects, see Appendix C.

Ten projects are scheduled to reach Substantial Completion in 2017. They are listed in the table below.

Project	Enrollment	Contractor	OPM	Designer	Est. Substantial Completion Date	Actual Substantial Completion Date	Est. Actual Difference (days)
Plymouth Plymouth South HS	1005	Bacon-Agostini	Ted Gentry	Ai3	5/5/17		
Worcester Nelson Place ES	600	Fontaine Brothers	Tishman	Lamoureux Pagano	6/1/17		
Holbrook PreK-12	1095	Consigli	SMMA	Flansburgh	6/5/17		
Boston Dearborn MS	600	Gilbane	Daedalus	Jonathan Levi	6/28/17		
North Middlesex Reg. HS	1115	CTA Construction	Heery	SMMA	7/14/17		
Abington Frolio Jr HS	870	Brait Builders	KBA	Ai3	7/18/17		
Scituate Gates IS	710	Bacon-Agostini	Daedalus	Dore & Whittier	7/26/17		
Winchester Winchester HS	1370	Consigli	Skanska	SMMA	8/3/17		
Westborough Sarah W. Gibbons MS	550	Gilbane	Heery	Habeeb & Associates Architects	8/16/17		
New Bedford Hannigan ES	400	H.V. Collins	Daedalus	Turowski2 Architecture	8/27/17		

For additional information on the construction status for each of these projects, see Appendix C.

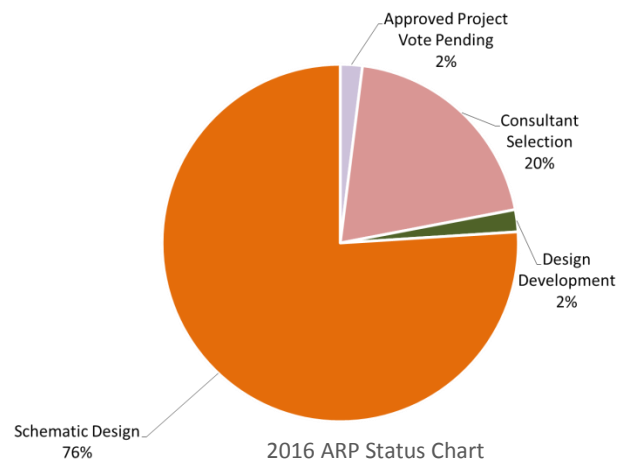
ACCELERATED REPAIR PROGRAM

Currently, there are a total of 99 districts, representing 220 projects, either active or completed in the ARP. All new information that has been updated since the last report is italicized.

Repair Program	Number of Districts	Number of Projects	Total Project Budgets	Maximum Facility Grants	Number of Projects Final Audit Approved
2016 Accelerated	28	49	<i>\$13,945,073</i>	<i>\$6,286,469</i>	0
2015 Accelerated	24	43*	\$136,680,652	<i>\$91,974,052</i>	0
2014 Accelerated	34	47	\$108,410,084	\$65,388,035	9
2013 Accelerated	25	45	\$94,650,790	\$54,662,711	32
2012 Accelerated	24	36	\$63,009,653	\$38,267,952	33
Green	93	189	\$366,649,226	\$222,889,218	181

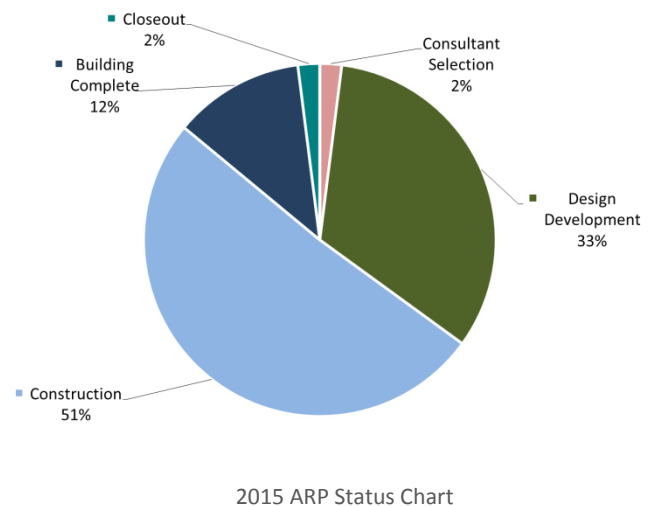
2016 Accelerated Repair Program

- Invitations – 28 districts, representing 49 projects
 - Scope includes 22 roofs, 16 windows/doors, and 13 boilers
- *Approval for Project Funding Agreement - two districts, representing two projects*
- *Total Project Budgets - \$13,945,073*
- *MSBA Total Facilities Grant - \$6,286,469*



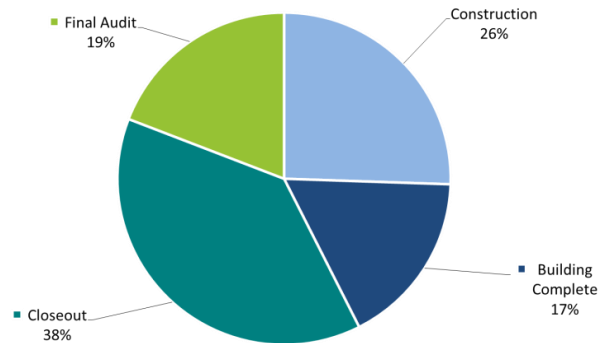
2015 Accelerated Repair Program

- Invitations – 24 districts, representing 44 projects
 - Scope includes 22 roofs, 26 windows/doors, and nine boilers
- SOI Removal – one project
- Approved for Project Funding Agreements – 24 districts, representing 43 projects
- Total Project Budgets - \$136,680,652
- MSBA Total Facilities Grants - \$91,974,052
- *29 of 31 projects reporting bid within estimated budgets*



2014 Accelerated Repair Program

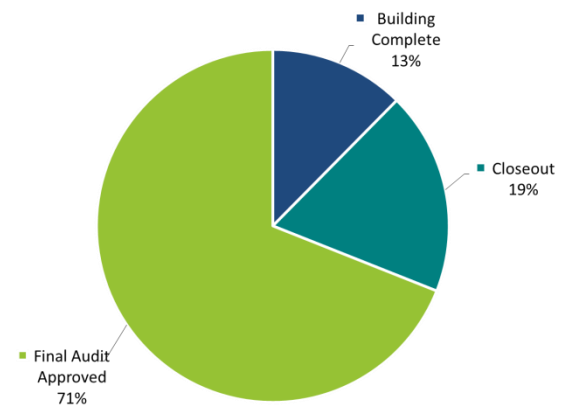
- Invitations – 36 districts, representing 51 projects
- SOI Removal – two districts, representing four projects
- Current 2014 ARP projects – 34 districts, representing 47 projects
 - Scope includes 20 roofs, 25 windows/doors, and 13 boilers
- Approved for Project Funding Agreements – 34 districts, representing 47 projects
- Total Project Budgets - \$108,410,084
- MSBA Total Facilities Grants - \$65,388,035
- Four districts, representing six projects, required schedule extensions following PFA approval
- 85% of reporting projects bid within estimated budget
- *19% of projects have completed Final Audit*



2014 ARP Status Chart

2013 Accelerated Repair Program

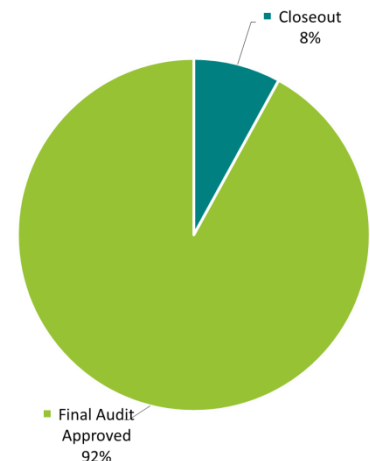
- Invitations – 28 districts, representing 50 projects
- SOI Removals – four districts, representing five projects
- Approved for Project Funding Agreements – 26 districts, representing 47 projects
- Active Projects – 25 districts, representing 45 projects
 - Scope includes 30 roofs, 13 windows/doors, and seven boilers
- Total Project Budgets – \$94,650,790
- MSBA Total Facilities Grants – \$54,662,711
- Four districts, representing seven projects, required schedule extensions following PFA approval
- 82% of projects bid within estimated budget
- *71% of projects have completed Final Audit*



2013 ARP Status Chart

2012 Accelerated Repair Program

- Invitations – 27 districts, representing 39 projects
- SOI Removals – three districts, representing three projects
- Approved Project Funding Agreements – 24 districts, representing 36 projects
- Scope includes 21 roofs, 11 windows/doors, and seven boilers
- Total Project Budgets – \$63,009,653
- MSBA Total Facilities Grants – \$38,267,952
- Five districts, representing nine projects, required schedule extensions following PFA approval
- 86% of projects bid within estimated budget



2012 ARP Status Chart

- 92% of projects have completed Final Audit

Status of Green Repair Program

The Green Repair Program resulted in PFA authorizations totaling \$366,647,226 in Total Project Costs and \$222,889,218 in MSBA grants. Of the 189 projects, 181 have been approved for final grant payments. The eight projects that were not previously approved for final grant payments are substantially complete and require Final Audit.

2015 Accelerated Repair Projects – Construction Estimate vs. 2016-2017

- Staff reported previously on the shaded projects below.
- Staff added *five* new projects to the chart below.
- 29 of 31 reported projects bid within the estimated budget.
- The remaining 11 will bid by the end of March 2017 with an update anticipated at the May 2017 board.

District	School	Scope	Project Type	Bid Date	Construction Estimate **	Bid Amount **	Variance from Construction Estimate	Reimbursement Rate	Potential Grant Variance *
Worcester	Grafton Street School	Windows/Doors Boiler	DBB	Mar-16	\$3,470,847	\$2,972,000	\$498,847	78.95%	\$393,840
Worcester	Francis J McGrath ES	Windows/Doors	DBB	Mar-16	\$1,211,628	\$941,640	\$269,988	78.95%	\$213,156
Worcester	Jacob Hiatt Magnet	Windows/Doors	DBB	Mar-16	\$1,647,516	\$1,300,360	\$347,156	78.95%	\$274,080
Worcester	Flagg Street	Windows/Doors	DBB	Mar-16	\$3,327,388	\$2,242,000	\$1,085,388	78.95%	\$856,914
New Bedford	Alfred J. Gomes School	Windows/Doors	DBB	Mar-16	\$3,794,672	\$2,718,100	\$1,076,572	80.00%	\$856,736
Blackstone Valley RSD	Blackstone Valley School	Roof – Partial	DBB	Mar-16	\$892,764	\$717,000	\$175,764	53.53%	\$94,086
New Bedford	Casmir Pulaski School	Windows/Doors / Boiler	DBB	April-16	\$2,274,474	\$1,926,000	\$348,474	79.58%	\$277,316
New Bedford	Hayden/McFadden School	Windows/Doors / Boiler	DBB	April-16	\$4,636,946	\$4,202,028	\$434,918	79.58%	\$346,108
New Bedford	Sgt. Williams H. Carney Academy	Windows/Doors / Boiler	DBB	April-16	\$4,078,525	\$4,208,704	-\$130,179	79.58%	\$0
Deerfield	Deerfield ES	Roof	DBB	April-16	\$2,341,276	\$1,589,000	\$752,276	52.06%	\$391,635
Cambridge	Kennedy-Longfellow School	Roof	DBB	April-16	\$2,804,463	\$1,137,000	\$1,667,463	47.03%	\$784,208
Ludlow	East Street ES	Roof / Partial Boiler	DBB	April-16	\$2,566,953	\$1,792,829	\$774,124	58.37%	\$451,856
North Reading	E. Ethel Little School	Roof-Partial	DBB	April-16	\$1,414,932	\$1,290,000	\$124,932	46.58%	\$58,193
Cambridge	Fletcher/Maynard Academy	Boiler	DBB	April-16	\$600,661	\$624,737	-\$24,076	47.03%	\$0
West Bridgewater	Spring Street School	Roof	DBB	April-16	\$1,107,449	\$638,000	\$469,449	52.69%	\$247,353
Quincy	Merrymount	Roof	DBB	May-16	\$1,472,686	\$1,078,975	\$393,711	68.96%	\$271,503
Chicopee	Belcher	Roof	DBB	May-16	\$724,660	\$452,185	\$272,475	78.95%	\$215,119
Chicopee	Fairview Middle	Roof	DBB	May-16	\$2,403,119	\$1,318,815	\$1,084,304	78.95%	\$856,085
Middleborough	Memorial ECC	Roof-Partial	DBB	Jun-16	\$891,117	\$640,000	\$251,117	56.26%	\$141,278
Revere	Garfield ES	Roof	DBB	Jul-16	\$6,527,919	\$6,124,000	\$403,319	77.47%	\$312,916
Fairhaven	Hastings Middle	Roof-Partial	DBB	Jul-16	\$633,861	\$481,300	\$152,561	54.79%	\$83,588
Springfield	Mary M Walsh	Windows/Doors	DBB	Aug-16	\$2,218,786	\$1,479,159	\$739,627	54.79%	\$405,242
Springfield	Springfield Public Day High School	Windows/Doors	DBB	Aug-16	\$1,313,487	\$1,105,221	\$208,266	80.00%	\$166,613
Springfield	STEM Middle Academy	Roof-Partial	DBB	Aug-16	\$1,666,499	\$963,321	\$703,178	80.00%	\$562,542
Wareham	John W. Decas Elementary School	Roof- Partial Boiler	DBB	Aug-16	\$2,019,034	\$1,165,300	\$853,734	70.10%	\$598,468

Springfield	Daniel B Brunton	Windows/Doors	DBB	Sept-16	\$2,233,738	\$1,834,000	\$399,738	80.00%	\$319,790
Leicester	Leicester High	Roof	DBB	Oct-16	\$2,097,427	\$1,321,689	\$775,738	59.21%	\$459,314
Taunton	Edmund Hatch Bennet	Roof/Windows	DBB	Oct-16	\$3,750,583	\$2,049,987	\$1,700,596	73.95%	\$1,257,591
Taunton	Joseph H Martin	Roof/Windows	DBB	Oct-16	\$5,407,623	\$3,474,593	\$1,933,030	73.95%	\$1,429,476
Greenfield	Federal	Boilers, Roof, Windows	DBB	Nov-16	\$4,698,376	\$2,566,916	\$2,131,460	77.47%	\$1,651,242
Leominster	Johnny Appleseed	Roof/Windows	DBB	Nov-16	\$3,168,446	\$1,523,600	\$1,644,846	72.59%	\$1,193,994
				Total	\$77,397,855	\$55,878,459	\$21,518,796		\$15,170,242

*These numbers are based on preliminary information received from the district and are subject to further review and calculation.

Accelerated Repair Projects – Schedule Extension Update

The MSBA has granted districts conditional extensions to their PFAs pending compliance with the following stipulations:

- The district must submit a detailed, revised, construction timeline that explains how the work will be completed at each school; and
- Any costs that are related to a district requesting an extension to the construction schedule will be the sole responsibility of the district and those costs are categorically ineligible for reimbursement by the MSBA.

Schedule delays for these districts can be attributed to local funding issues, lead time for windows, and construction delays on site. In no event have the extended schedules resulted in an increase to the Estimated Maximum Total Facilities Grant, as authorized by the Board.

Six of the 47, 2014 ARP Projects did not meet their anticipated construction completion dates in 2015. These projects have revised construction schedules and were completed in 2016. Staff has reported previously on the six shaded projects listed below. (There is no new activity to report on).

District	School	Scope	Original Construction Completion Date	Updated Construction Completion Date	Reason for Schedule Extension
Orleans	Orleans ES	Partial Window/Door	8/25/2015	8/29/2016	The District and its consultants have determined that the estimated lead time for windows requires construction to be scheduled for 2016.
Springfield	John F. Kennedy MS	Window/Door	12/22/2015	10/28/2016	The District and its consultants have determined that the estimated lead time for windows requires construction to be scheduled for 2016.
Brockton	Ashfield MS	Roof/Boiler	8/31/2015	7/11/2016	The District and its consultants have determined that the bidding for construction in 2016 would better serve the project budget and existing facilities.
Brockton	Gilmore School	Roof/Boiler	8/31/2015	7/11/2016	The District and its consultants have determined that the bidding for construction in 2016 would better serve the project budget and existing facilities.
Medfield	Ralph Wheelock School	Boiler	1/6/2016	8/31/2016	The District and its consultants have determined that the bidding for construction in 2016 would better serve the project budget and existing facility.
Springfield	Kensington International School	Window/Door	11/2/2015	8/19/2016	The District and its consultants have determined that the estimated lead time for windows requires construction to be scheduled for 2016.

One of the 43, 2015 ARP Projects did not meet its construction completion date in 2016. This Project revised its construction schedule and is scheduled to be completed in 2017. Staff has reported previously on the shaded projects listed below. (There is no new activity to report on).

District	School	Scope	Original Construction Completion Date	Updated Construction Completion Date	Reason for Schedule Extension
Quincy	Beechwood Knoll Elementary	Roof Windows/Doors	8/23/2016	8/28/2017	The District and its consultants have determined that bidding for construction in 2017 would better serve the project budget and existing facilities.

PROJECT VARIANCES

Core Program – Total Project Budget Update

Upon receiving the Board’s approval of the Project Scope and Budget, the MSBA and participating districts enter into a Project Funding Agreement, which establishes the Total Project Budget and the Estimated Maximum Total Facilities Grant for an approved project. Staff has reported on budget increases for the 15 projects shaded below at previous Board Meetings. In no event has the increase in budget resulted in an increase to the Estimated Maximum Total Facilities Grant, as authorized by the Board.

District	School	Scope	Project Funding Agreement		PFA Bid Amendment/ Final Audit		Reason for Increase to Total Project Budget
			Total Project Budget	Total Maximum Facilities Grant	Total Project Budget	Total Maximum Facilities Grant	
Andover	Bancroft ES	New	\$44,659,837	\$16,773,753	\$50,374,837	\$16,575,965	The District has appropriated additional funds to cover the costs associated with increased construction costs and additional contingencies for litigation/settlement costs and other ineligible costs.
Burlington	Marshall Simonds MS	Add/Reno	\$32,865,272	\$17,143,365	\$34,221,929	\$15,362,127	The District appropriated at its May 2012 annual town meeting through Articles 18: 19, additional funds for the costs associated with the construction of the new field complex and field lighting replacement.
Essex North Shore Agricultural & Technical School District	Essex North Shore Agricultural & Technical HS	New	\$125,000,000	\$77,500,000	\$133,770,000	\$77,500,000	The Board was informed at the March 30, 2011 meeting that the Total Project Budget had increased due to additional ineligible scope that would be funded by DCAM.
			\$125,000,000	\$77,500,000	\$134,501,368	\$77,500,000	The District has appropriated additional funds to cover the costs associated with increased construction costs for horse tack barn renovations.
Greater New Bedford	Greater New Bedford Vocational and Technical High School	Add/Reno	\$17,099,808	\$13,543,920	\$16,396,429	\$12,258,642	District submitted final project costs that exceeded the total project budget established at bid. Final Costs did not exceed the original total project budget established at Project Funding Agreement.
Lexington	Joseph Estabrook ES	New	\$40,792,248	\$12,250,739	\$43,392,248	\$12,148,491	The District has executed a GMP that exceeds the Construction Budget of the PFA. The District has appropriated additional funds to cover the costs associated with increased construction costs and additional contingencies.
North Reading	North Reading MS/HS	Add/Reno	\$107,727,074	\$49,323,123	\$123,227,074	\$49,323,123	This is a CMR project. The estimated, reconciled construction costs tracked over budget at DD (\$9,746,655 over), 60% (\$4,655,965 over), and 90% (\$15,136,846 over). A Town override vote in March 2013 obtained an additional \$15,500,000 in local funding to proceed.
Revere	Staff Sergeant James J. Hill ES	New	\$45,402,396	\$29,551,048	45,402,396	\$29,551,048	At Project Scope and Budget, the Total Project Budget was approved at \$44,382,396. The City of Revere has increased the land acquisition budget. Therefore, the projected total project budget at PFA has increased to \$45,402,396. Note that the MSBA grant has not changed since the Project Scope and Budget Agreement.
Somerville	East Somerville Community School	Add/Reno	\$33,185,258	\$15,237,996	\$38,006,621	\$15,237,996	At the March 28, 2012 Board Meeting, the Board approved an amendment to the PFA and a \$6.25M District loan.
Uxbridge	Uxbridge HS	New	\$43,000,000	\$22,362,328	\$44,986,479	\$22,362,328	The District has appropriated additional funds to cover the costs associated with the construction of athletic fields originally included in the PFA but which were not included in the bid as the District’s construction contract would have exceeded the budget.
Norfolk County Agricultural	Norfolk County Agricultural HS	Add/Reno	\$28,552,385	\$15,369,712	\$30,589,078	\$13,867,050	The District has executed a Tender Agreement and Completion Agreement Contract, increasing its Total Project Budget, following the termination of its original construction contract.
Northborough	Lincoln Street ES	Add/Reno	\$25,530,553	\$10,407,408	\$25,530,553	\$10,407,408	The MSBA Board Approved Total Project Budget increased by \$60,400 from \$25,470,153 to \$25,530,553 due to the addition of an alternate, for a new ball field added at the District’s request.
Sutton	Sutton MS	Add/Reno	\$59,945,474	\$29,843,511	\$60,130,536	\$27,002,506	The District has executed a Tender Agreement and Completion Agreement Contract, increasing its Total Project Budget, following the termination of its original construction contract.
Weston	Field ES	New	\$31,504,146	\$8,310,510	\$32,654,146	\$8,105,549	District-approved Construction Change Orders exceeded available contingency amount.
Winchester	Winchester HS	Add/Reno	\$129,923,146	\$44,493,270	\$131,513,741	\$43,100,458	The MSBA Board Approved total Project Budget increased due to a construction change order for additional soil abatements at Skillings Field. Note that the increased Total Project Budget will not increase the Maximum Total Facilities Grant.
Winthrop	Winthrop MS/HS	New	\$81,818,740	\$42,582,841	\$81,432,986	\$41,249,005	The MSBA Board Approved Total Project Budget increased due to revised FEMA flood plain requirements which necessitated the elevation of the new building to be raised. Note that the increased Total Project Budget will not increase the Maximum Total Facilities Grant.
Woburn**	Wyman-Hurld ES	New	\$33,705,396	\$14,387,427	TBD*	TBD*	The District had completed a project review with its Conservation Commission and an Order of Conditions was issued on June 12, 2015. A neighborhood group has appealed this Order and it is now under review by DEP. The District has experienced delays in completing its City Council vote for its appropriation and incurred additional costs.

*PFA Bid Amendment has not been developed to calculate a revised Total Facilities Grant amount. The Total Maximum Facilities Grant will not exceed the Board authorized amount in the PFA but, upon review, may decrease.

**Pending an executed Project Funding Agreement.